


# TEMPORARY STRAINERS

Temporary Strainers are fabricated in the Titan FCI factory so they can be made to meet your unique specifications! Listed are standard models and dimensions. Contact factory for more information.



All pictures shown are for illustrative purposes only. Actual product may vary due to product enhancement.

## Cone Type

Model	Class
PS 15	150/300
PS 15	600
PS 15	900
PS 15	1500

## Basket Type

Model	Class
PS 16	150/300
PS 16	600
PS 16	900
PS 16	1500

## Uses

Temporary Cone and Basket Strainers are used for start up of new or revamped piping systems. They are designed to provide inexpensive protection for costly valves, pumps, meters, and other mechanical equipment.

## Materials

Standard temporary strainer materials are stainless steel and carbon steel; however, other materials are also available. Contact factory. Diameter holes of 1/8" on 3/16" centers is the standard perforation, but most sizes/varieties are available. For mesh lined strainers, flow direction must be specified.

## Open Area

The available range in open area of strainer to cross section of pipe is 100% to 300%.

## Flanges

Titan can manufacture flanges to accommodate raised face or ring joint flanges.

## Handles

Temporary Baskets and Cone Strainers have handles. Handles are generally 1" wide x 3" long.

## DIMENSIONAL & TECHNICAL DATA

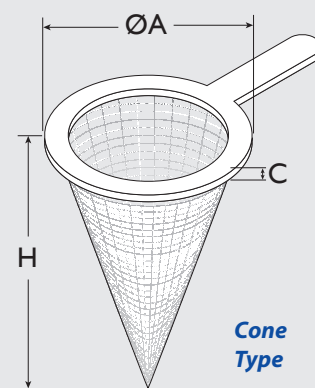
Nominal Pipe Size <sup>(1)</sup>	ØA (OD)						C <sup>(2)</sup> Gauge Thickness	H (Cone Type, Height) <sup>(4)</sup> with 1/8" Perf. On 3/16" Centers				H (Basket Type, Height) <sup>(4)</sup> with 1/8" Perf. On 3/16" Centers				Bottom Diameter
	ANSI 150	ANSI 300	ANSI 600	ANSI 900	ANSI 1500	ØB (ID)		L=100%	L=150%	L=200%	L=300%	L=100%	L=150%	L=200%	L=300%	
3/4	2.13	C/F	2.5	2.63	2.63	0.63	11	C/F	C/F	C/F	C/F	C/F	C/F	C/F	C/F	0.38
1	2.5	C/F	2.75	3	3	0.75	11	C/F	C/F	C/F	C/F	C/F	C/F	C/F	C/F	0.5
1 1/2	3.25	3.63	3.63	3.75	3.75	1.25	11	3.5	4.5	6	9	2	2.5	3.5	5	0.75
2	4	4.25	4.25	5.5	5.5	1.75	11	4	6	8	11	2.5	3	4	6	1
2 1/2	4.75	5	5	6.38	6.38	2.25	11	4	6	8	11	2.5	3	4.5	6	1.25
3	5.25	5.75	5.75	6.5	6.75	2.75	11	5	7	9	13	3	4.5	6	8	1.5
4	6.75	7	7.5	8	8.13	3.75	11	8	10	12	18	4	5	7	11	2
5	7.63	8.38	9.38	9.63	9.88	4.63	11	8	11	14	22	4.5	7	9	14	2.5
6	8.63	9.75	10.38	11.25	11	5.38	11	9	13	18	25	5.5	8	11	17	3
8	10.88	12	12.5	14	13.75	7.38	11	12	17	23	33	7	11	14	21	4
10	13.25	14.13	15.63	17	17	9.38	11	14	21	28	41	8	13	17	26	5
12	16	16.5	17.88	19.5	20.38	11	11	16	25	34	49	10	15	20	31	6
14	17.38	19	19	20.38	22.63	12.25	11	18	27	36	53	10	16	22	33	7
16	20.13	21.13	21.88	22.5	C/F	14	11	21	31	40	61	12	19	24	37	8
18	21.25	23.38	23.75	25	C/F	15.75	11	24	35	46	68	14	21	27	41	9
20	23.5	25.63	26.63	C/F	C/F	17.5	11	26	38	51	76	16	24	31	48	10
24	27.88	30.38	30.88	C/F	C/F	21.25	11	31	45	61	90	18	28	37	57	12

1. Dimensions for Titan's PS 15 and PS 16 are provided for reference only. Certified drawings are required for all Titan Fabrications. All dimensions, except thickness are given in inches.

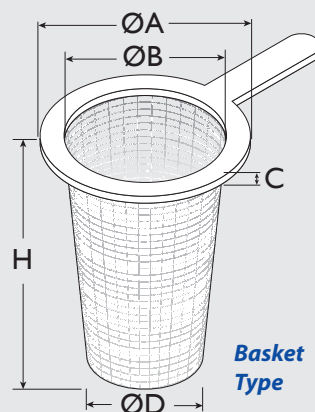
2. Larger sizes are available; please contact factory.

3. Gauge thickness is for flange thickness only. The standard gauge of strainer material ranges between 11 to 22, depending on hole size.

4. Dimension H, height of strainer, is dependant upon the open area of the strainer as defined in the table by L, or the percentage of open area in the strainer relative to the cross section of pipe, is available in a range of 100% to 300% (based on the perforated screens).



Cone Type



Basket Type

Illustrations represent Titan FCI's Temporary Cone Strainer and Temporary Basket Strainer. Titan FCI's fabricated products are made to each customer's unique specifications. Dimensions, materials, illustrations, and all other product details referenced in this literature are general in nature. Some options may not be available in all sizes and/or models. Titan FCI reserves the right to make design and specification changes to improve the products without prior notification. **For exact product specifications, please consult the Titan FCI factory and request certified engineering drawings.**